

A:



service menu 护理手册

A: K18 molecular repair service

B: K18 PRO service + K18 molecular repair service

PRO mist + mask resets hair and reverses damage from bleach + color, chemical services, and heat throughout any salon service.

Start with the PRO chelating hair complex to remove metal + mineral buildup, creating the cleanest canvas for maximum molecular repair results. Follow with the K18 molecular repair service to reverse damage throughout the appointment.

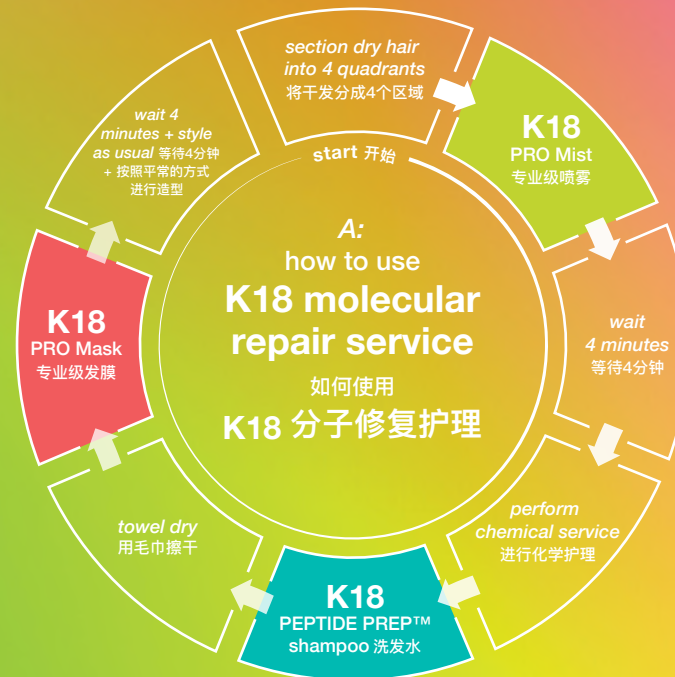
A: K18 分子修复护理

B: K18 PRO 护理 + K18 分子修复护理

可在任何发廊服务中使用 PRO 喷雾 + 发膜，重置和逆转因漂、染、化学护理和热烫所造成损伤的头发。

开始使用 PRO 整合洗发复合物去除金属和矿物质的积累，为最大程度的分子修复效果创造最清洁的基础。然后使用K18分子修复服务，在整个过程中逆转损伤。




B:



PRO

how to use K18

K18 is compatible with all professional in-salon services. In just 4 minutes, you can strengthen the canvas you have to work on for the healthiest hair possible. There is no need to add K18 directly into your chemical services or change your developer. K18 will not change tonality or alter your process other than the additional 4-minute waiting period. For best results, reference our dosage chart to determine how much product is needed for your client's hair type. P.S. K18 is highly concentrated so a little goes a long way.

		fine/ thin	medium	thick/ coarse
	mist	Apply a generous amount of K18 Mist to hair, section by section		
short (chin-length or shorter)	mask	1 +/- pump	1-2 pumps	2 pumps
	mist	Apply a generous amount of K18 Mist to hair, section by section		
medium (shoulder length)	mask	1-2 pumps	2 pumps	2-3 pumps
	mist	Apply a generous amount of K18 Mist to hair, section by section		
long (mid-back length)	mask	2 pumps	3 pumps	4 pumps

